

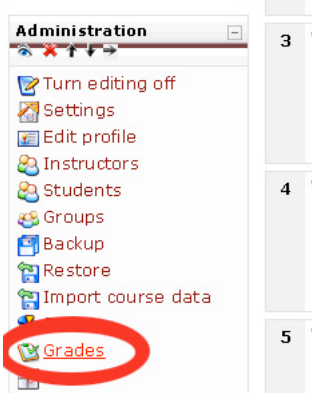
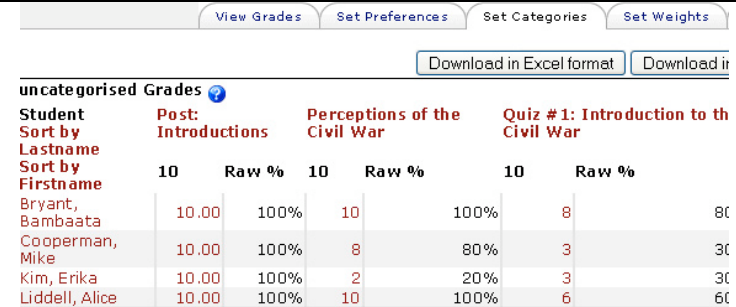
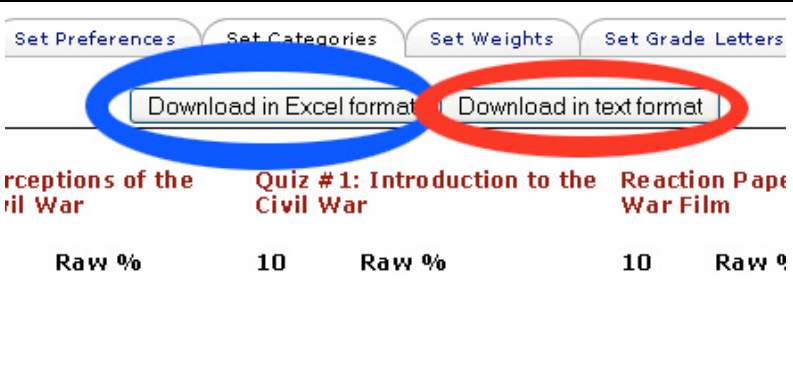
## Part III: Tracking Student Progress and Grades

### 3.2 Tracking Student Grades

#### What is this feature?

This feature displays the grades of quizzes and projects that students have submitted. You can use this feature to view a list of raw scores, percentages, and overall grades for the course. Here, you will learn how to view a simple, default grade setting. If you would like to customize your grade options, you can explore the “Set Preferences” feature on your own, take an advanced workshop, or contact the Pierce College Moodle administrator.

#### From your course’s homepage:

<p>1 <b>CLICK</b> the “Grades” link under the “Administration” block (located on the left side of the page).</p>																																																									
<p>2 Here, you will see a list of student names, the names of all activities that you have created or entered through Moodle, and a list of grades, raw scores, and percentages for each activity.</p>	 <table border="1"> <thead> <tr> <th colspan="7">uncategorised Grades</th> </tr> <tr> <th>Student</th> <th>Post: Introductions</th> <th colspan="2">Perceptions of the Civil War</th> <th colspan="2">Quiz #1: Introduction to the Civil War</th> <th></th> </tr> <tr> <th>Sort by Lastname</th> <th>10</th> <th>Raw %</th> <th>10</th> <th>Raw %</th> <th>10</th> <th>Raw %</th> </tr> <tr> <th>Sort by Firstname</th> <th></th> <th></th> <th></th> <th></th> <th></th> <th></th> </tr> </thead> <tbody> <tr> <td>Bryant, Bambaata</td> <td>10.00</td> <td>100%</td> <td>10</td> <td>100%</td> <td>8</td> <td>80%</td> </tr> <tr> <td>Cooperman, Mike</td> <td>10.00</td> <td>100%</td> <td>8</td> <td>80%</td> <td>3</td> <td>30%</td> </tr> <tr> <td>Kim, Erika</td> <td>10.00</td> <td>100%</td> <td>2</td> <td>20%</td> <td>3</td> <td>30%</td> </tr> <tr> <td>Liddell, Alice</td> <td>10.00</td> <td>100%</td> <td>10</td> <td>100%</td> <td>6</td> <td>60%</td> </tr> </tbody> </table>	uncategorised Grades							Student	Post: Introductions	Perceptions of the Civil War		Quiz #1: Introduction to the Civil War			Sort by Lastname	10	Raw %	10	Raw %	10	Raw %	Sort by Firstname							Bryant, Bambaata	10.00	100%	10	100%	8	80%	Cooperman, Mike	10.00	100%	8	80%	3	30%	Kim, Erika	10.00	100%	2	20%	3	30%	Liddell, Alice	10.00	100%	10	100%	6	60%
uncategorised Grades																																																									
Student	Post: Introductions	Perceptions of the Civil War		Quiz #1: Introduction to the Civil War																																																					
Sort by Lastname	10	Raw %	10	Raw %	10	Raw %																																																			
Sort by Firstname																																																									
Bryant, Bambaata	10.00	100%	10	100%	8	80%																																																			
Cooperman, Mike	10.00	100%	8	80%	3	30%																																																			
Kim, Erika	10.00	100%	2	20%	3	30%																																																			
Liddell, Alice	10.00	100%	10	100%	6	60%																																																			
<p>3 <b>CLICK</b> “Download in Excel format” to view these grades in a spreadsheet to save on your computer.</p> <p>or</p> <p><b>CLICK</b> “Download in text format” to view these grades in a simple text-based file, like WordPad.</p>	 <table border="1"> <thead> <tr> <th colspan="2">Perceptions of the Civil War</th> <th colspan="2">Quiz #1: Introduction to the Civil War</th> <th colspan="2">Reaction Paper War Film</th> </tr> <tr> <th>Raw %</th> <th>10</th> <th>Raw %</th> <th>10</th> <th>Raw %</th> <th>10</th> </tr> </thead> </table>	Perceptions of the Civil War		Quiz #1: Introduction to the Civil War		Reaction Paper War Film		Raw %	10	Raw %	10	Raw %	10																																												
Perceptions of the Civil War		Quiz #1: Introduction to the Civil War		Reaction Paper War Film																																																					
Raw %	10	Raw %	10	Raw %	10																																																				