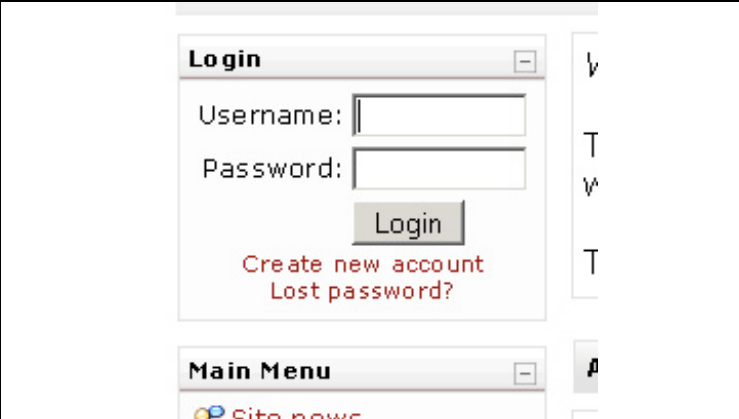
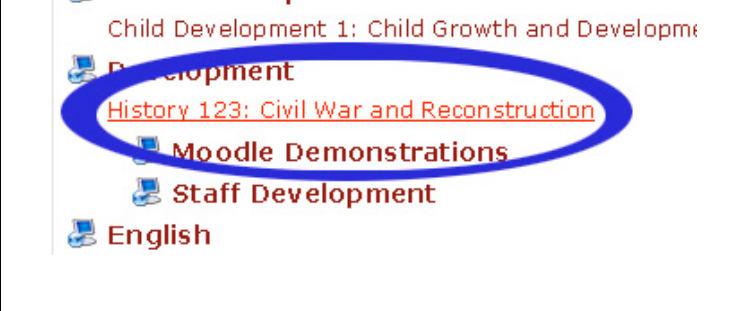
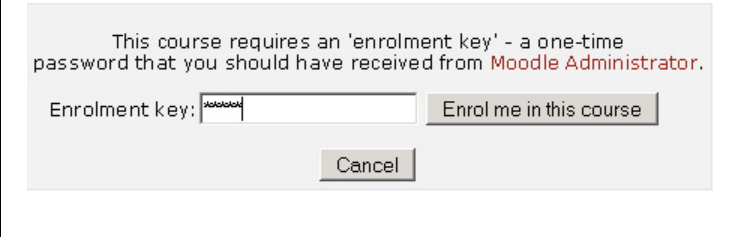
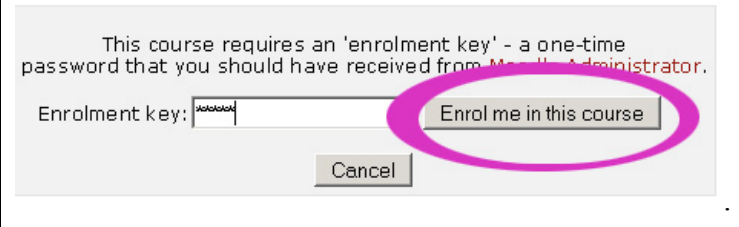


Enrolling in a New Moodle Course

What is this feature?

Once you have a Moodle account, you will need to enroll yourself in your online course. Remember that you *still need to enroll in your course through Admissions and Records*. This process will *only* give you access to the *online portion* of your class.

Enrolling in your course is easy, and you only have to do it once. The first time you log in to your class, you will need an “enrollment key” or password given to you by your instructor on the first day of class. If you have forgotten or didn’t receive this password, contact your instructor right away.

<p>1</p>	<p>LOG IN using your username and password.*</p> <p>*If you just created an account, you are already logged in, so skip this step.</p>	 <p>The screenshot shows the Moodle login interface. It includes a 'Login' header, input fields for 'Username:' and 'Password:', a 'Login' button, and links for 'Create new account' and 'Lost password?'. Below the login form is a 'Main Menu' section with a 'Site news' link.</p>
<p>2</p>	<p>LOCATE your course under your subject heading in the “My courses” block (located in the center of your home page), and CLICK on the course name.</p> <p>*If you just created a new account, you should be looking at the “Course categories” screen. Locate your course in this block.</p>	 <p>The screenshot shows a list of course categories. The category 'History 123: Civil War and Reconstruction' is circled in blue. Other categories include 'Child Development 1: Child Growth and Development', 'Moodle Demonstrations', 'Staff Development', and 'English'.</p>
<p>3</p>	<p>TYPE in the enrollment key for your course. If you do not know your enrollment key, ask your instructor.</p>	 <p>The screenshot shows a form for entering an enrollment key. It includes a message: 'This course requires an 'enrolment key' - a one-time password that you should have received from Moodle Administrator.' Below the message is an 'Enrolment key:' input field and an 'Enrol me in this course' button. A 'Cancel' button is also present.</p>
<p>4</p>	<p>CLICK the “Enrol me in this course” button (located directly to the right of the “Enrolment key” field).</p>	 <p>This screenshot is identical to the previous one, but the 'Enrol me in this course' button is circled in pink to highlight it.</p>